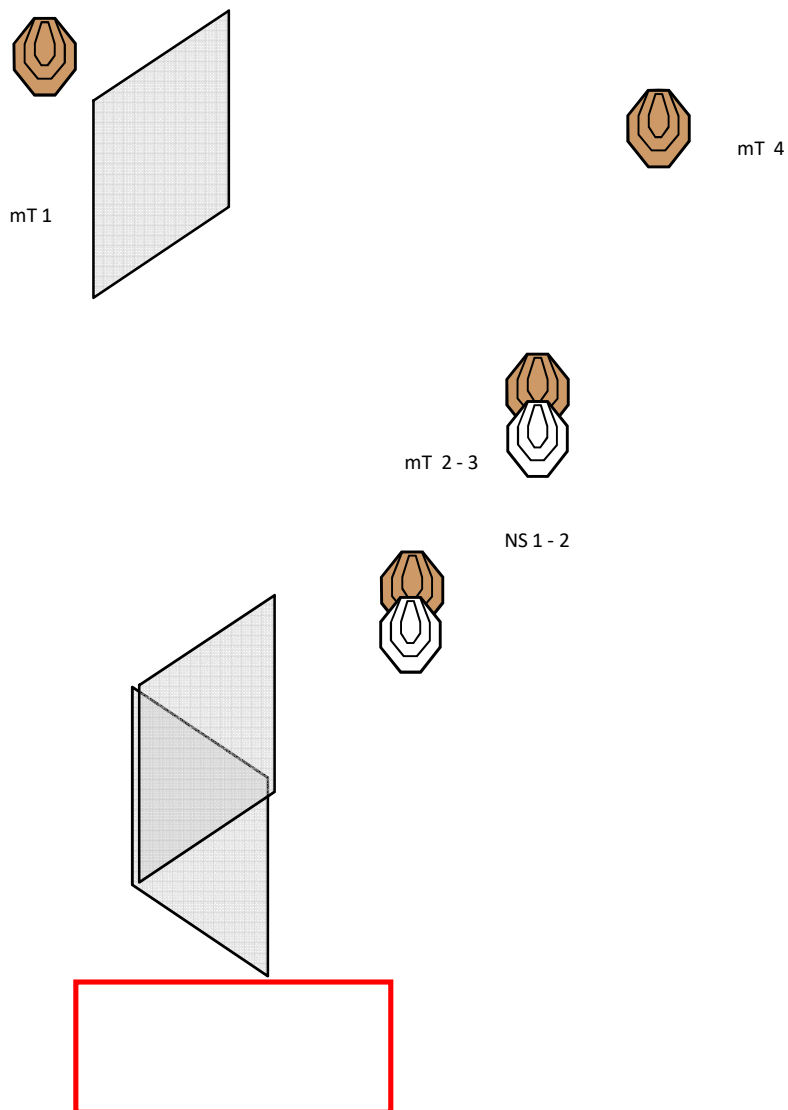


Stage 1 - 1

8/4 rounds

Rifle




Type of Course	Short course
Targets; Distance	4 IPSC Mini Targets
Minimum number of rounds	8 (SA) / 4 (MA)
Possible points	40 / 20
Start position	Standing anywhere within marked area.
Rifle Ready Condition	Option 3
Time starts	Audible signal
Procedure	On signal, engage all targets

Stage 1 - 2

10/5 rounds

Rifle

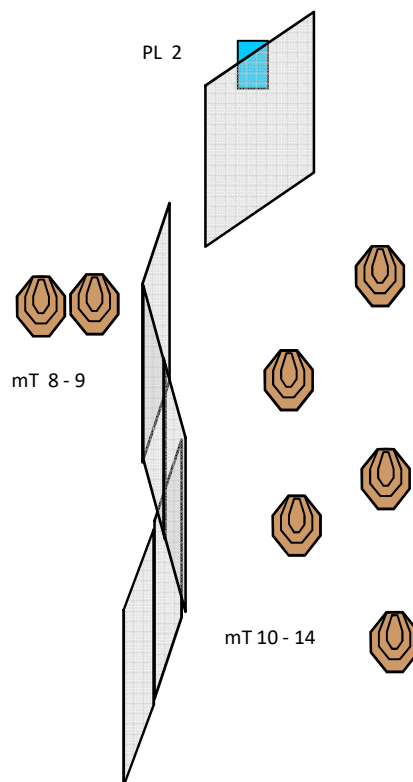
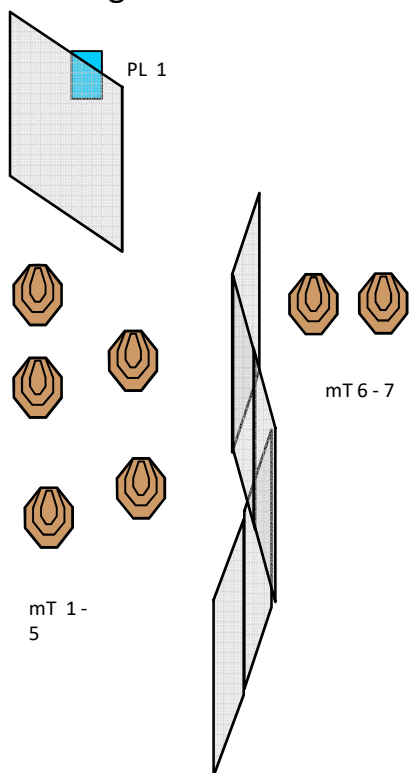


Type of Course	Short course
Targets	5 IPSC Mini Targets, No Shoots;
Minimum number of rounds	10 (SA) / 5 (MA)
Possible points	50 / 25
Start position	Standing anywhere within marked area.
Rifle Ready Condition	Option 2
Time starts	Audible signal.
Procedure	On signal, engage all targets. MT 2-3 is activated manually with a rope. MT 2-3 remain visible at rest.

Stage 2

30 rounds

Rifle

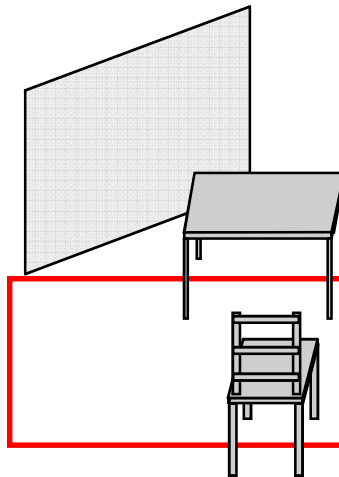
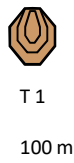
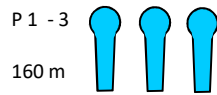
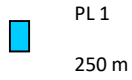


Type of Course	Long course
Targets; Distance	14 IPSC Mini Targets, 2 IPSC Plates 15 – 160 m
Minimum number of rounds	30 (SA) / 16 (MA)
Possible points	150 / 80
Start position	Standing anywhere within marked area.
Rifle Ready Condition	Option 1
Time starts	Audible signal
Procedure	On signal, engage all targets.

Stage 3

5 rounds

Rifle



Type of Course	Short course
Targets; Distance	1 IPSC Targets, 3 IPSC Popper, 1 Plates; 100 - 250 m
Minimum number of rounds	5
Possible points	30
Start position	Sitting on the chair.
Rifle Ready Condition	Option 1
Time starts	Audible signal
Procedure	On signal engage all targets. PL 1 are scored on 10 ps. The best ONE hit on paper targets to score.